

## General Specifications

### Motor Protection:

Auto Restart/Polarity Protection

### Insulation Resistance:

10M Ω or over with a DC500V Megger

### Dielectric Withstand Voltage: AC 700V 1s

### Allowable Ambient Temperature Range:

-10°C ~ +70°C (Operating)

-40°C ~ +70°C (Storage)

(non-condensing environment)

## Expected Life

### Failure Rate: 10%

60°C 40,000 Hours (AA/EA)

## Material

Casing : Plastic (Black) UL94V-0

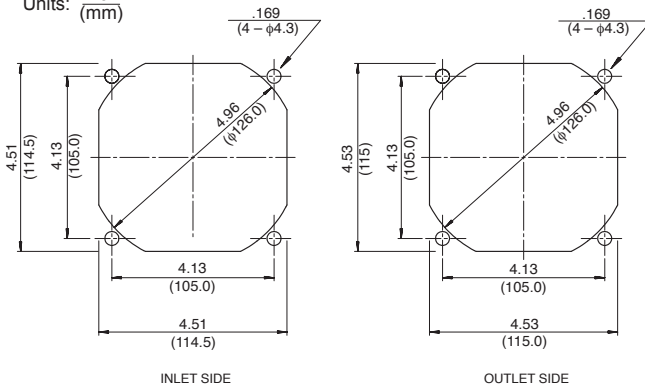
Impeller : Plastic (Black) UL94V-0

Bearing : Ball Bearing

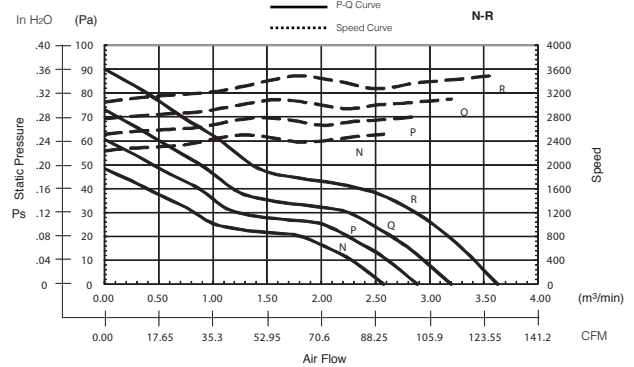
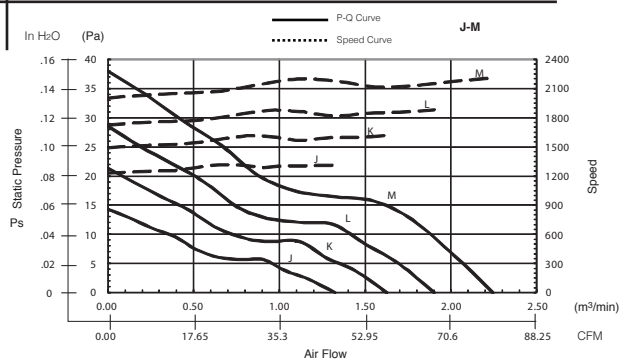
Lead Wire : UL3385, AWG26, +Red, -Black

## Panel Cut-Outs

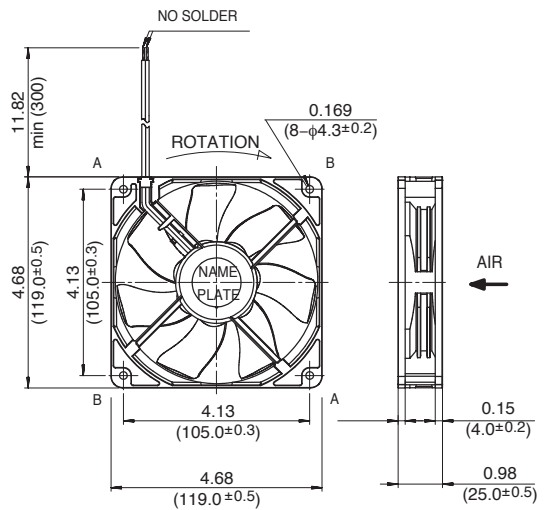
Units:  $\frac{\text{inch}}{\text{mm}}$



## Characteristic Curves



## Outline



## Specifications

MODEL	Rated Voltage	Operating Voltage	Current	Input Power	Speed	Max. Air Flow		Max. Static Pressure		Noise	Mass
	(V)	(V)	(A) <sup>*1</sup>	(W) <sup>*1</sup>	(min <sup>-1</sup> ) <sup>*1</sup>	CFM <sup>*1</sup>	(m <sup>3</sup> /min) <sup>*1</sup>	in H <sub>2</sub> O	(Pa) <sup>*1</sup>	(dB) <sup>*1</sup>	(g)
11925SA-12J-EA-00	12	7.0 ~ 13.8	0.05	0.60	1300	46.9	1.33	0.06	14.0	20.5	140
11925SA-12K-EA-00	12	7.0 ~ 13.8	0.09	1.08	1600	57.5	1.63	0.08	21.0	26.5	140
11925SA-12L-EA-00	12	7.0 ~ 13.8	0.13	1.56	1900	67.1	1.90	0.11	28.5	30.0	140
11925SA-12M-EA-00	12	7.0 ~ 13.8	0.16	1.92	2200	79.4	2.25	0.15	38.0	33.5	140
11925SA-12N-EA-00	12	7.0 ~ 13.8	0.24	2.88	2500	91.1	2.58	0.19	48.0	37.0	140
11925SA-12P-EA-00	12	7.0 ~ 13.8	0.33	3.96	2800	102.0	2.89	0.24	60.5	40.5	140
11925SA-12Q-EA-00	12	7.0 ~ 13.8	0.47	5.64	3100	113.0	3.20	0.29	73.0	44.0	140
11925SA-12R-EA-00	12	7.0 ~ 13.2	0.62	7.44	3500	128.1	3.63	0.36	89.0	47.0	140

Rotation: Clockwise

Airflow Outlet: Air Out Over Struts

\*1: Average Values in Free Air

Note: PWM/Locked Rotor/Tach Available

## Specifications

MODEL	Rated Voltage	Operating Voltage	Current	Input Power	Speed	Max. Air Flow		Max. Static Pressure		Noise	Mass
	(V)	(V)	(A)*1	(W)*1	(min <sup>-1</sup> )*1	CFM*1	(m <sup>3</sup> /min)*1	in H <sub>2</sub> O	(Pa)*1	(dB)*1	(g)
11925SA-24J-EA-00	24	12.0 ~ 27.6	0.03	0.72	1300	46.9	1.33	0.06	14.0	20.5	140
11925SA-24K-EA-00	24	12.0 ~ 27.6	0.04	0.96	1600	57.5	1.63	0.08	21.0	26.5	140
11925SA-24L-EA-00	24	12.0 ~ 27.6	0.06	1.44	1900	67.1	1.90	0.11	28.5	30.0	140
11925SA-24M-EA-00	24	12.0 ~ 27.6	0.08	1.92	2200	79.4	2.25	0.15	38.0	33.5	140
11925SA-24N-EA-00	24	12.0 ~ 27.6	0.11	2.64	2500	91.1	2.58	0.19	48.0	37.0	140
11925SA-24P-EA-00	24	12.0 ~ 27.6	0.17	4.08	2800	102.0	2.89	0.24	60.5	40.5	140
11925SA-24Q-EA-00	24	12.0 ~ 27.6	0.20	4.80	3100	113.0	3.20	0.29	73.0	44.0	140

Rotation: Clockwise

Airflow Outlet: Air Out Over Struts

\*1: Average Values in Free Air

Note: PWM/Locked Rotor/Tach Available