

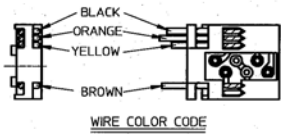


Standard PM Step Motors

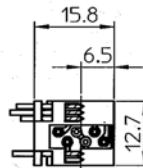
PM55L-048-HHD0

Model Specifications

Model:	PM55L-048-HHD0
Shaft Length:	15mm
Wire Length:	300mm fly lead (no connector)
Wire Holder:	90 deg. Left
Front Plate:	FPH (65mm pitch)
Electrical:	24V, 600mA
	Bipolar Constant Current
	5.5 ohms, MS70M



WIRE COLOR	MOTOR
BLACK	A1
BROWN	A3
ORANGE	B1
YELLOW	B3



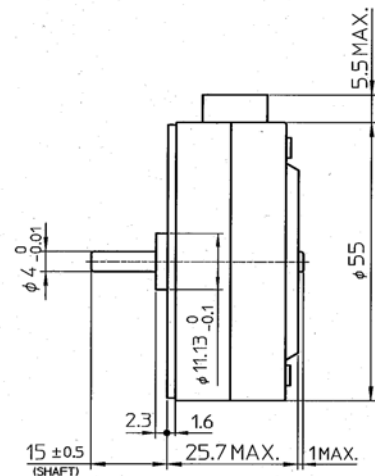
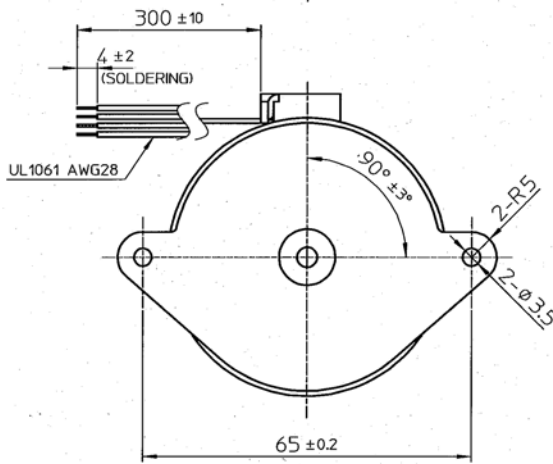
MARKING (SCALE : 3/2)

NMB-MAT PM55L-048-HHD0
JAPAN H9820
<JAPAN>

NMB-MAT PM55L-048-HHD0
THAILAND TA9820
<THAILAND>

COLOR	BLACK	ORANGE	BROWN	YELLOW
STEP 1	-	+	+	-
STEP 2	-	-	+	+
STEP 3	+	-	-	+
STEP 4	+	+	-	-

SWITCHING SEQUENCE
(VIEWED FROM MOUNTING SURFACE)





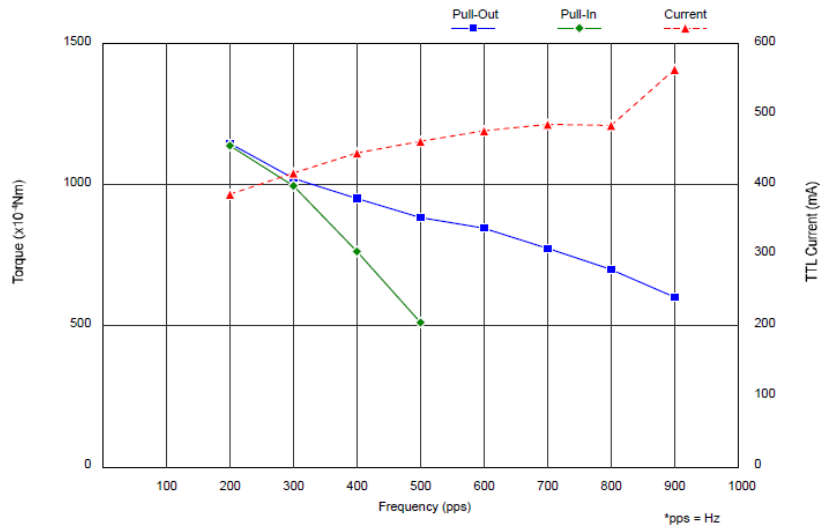
Standard PM Step Motors

PM55L-048-HHD0

DYNAMIC TORQUE CHARACTERISTICS (No. 62786)

(ALL VALUES ARE GAINED BY MEASUREMENT AND NOT SPECIFICATIONS VALUES)

Model : PM55L-048-HHD0
 Drive Mode : BIPOLAR CHOPPER
 Drive Voltage : 24.0 V
 Method : 2-2P
 Drive IC : UDN2917EB
 Surge/Current : / 600 mA / Phase (Peak)
 Coil Resistance : 5.5 Ω
 Magnet Material : MS70M
 Stator Material : SECC



(TTL Current = Over all current drawn by the driver)

Frequency (pps)	200	300	400	500	600	700	800	900
■ Pull-Out (x10 ⁻⁴ Nm)	1145.5	1022.9	950.3	884.6	844.4	772.8	700.2	600.2
◆ Pull-In (x10 ⁻⁴ Nm)	1137.6	994.4	764.9	511.9				
▲ Current (mA)	387	416	445	461	476	486	484	564

Minebea Motor Manufacturing Corporation