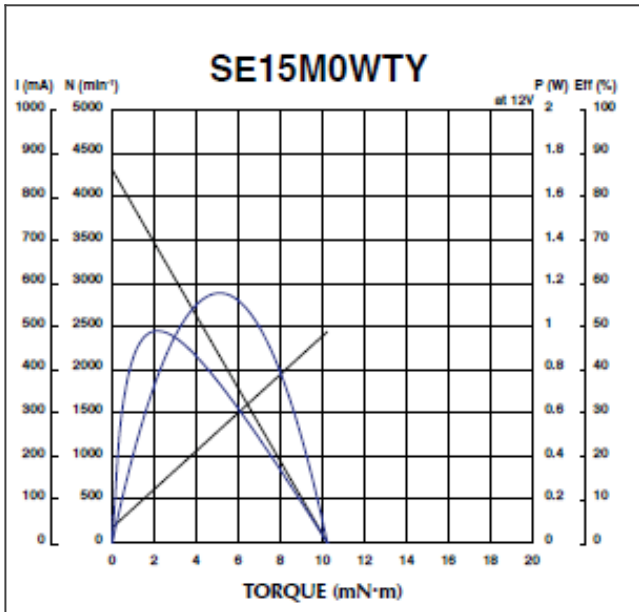


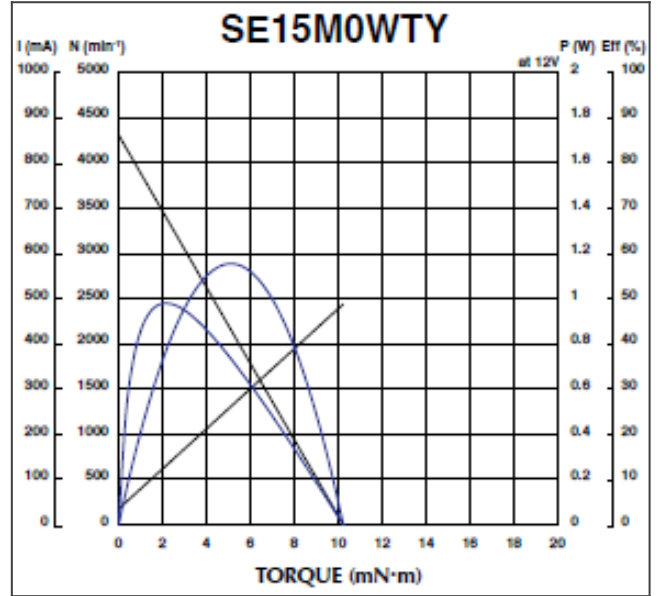
order part SE15M0WTY DC Brush Motors



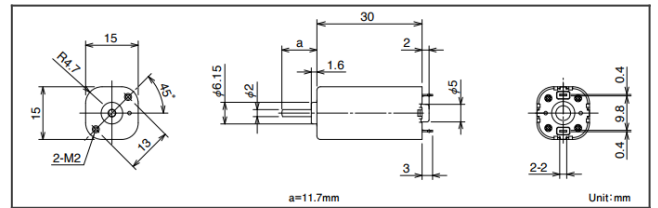
SE15M0WTY graph



SE15M0WTY Graph



SE15M0WTY product drawing



DC Brush Motors

Detailed Specifications

Voltage Operating Lower:	8[V]
Voltage Operating - Upper:	13[V]
Voltage Rated:	12[V]
Rated Load:	20.4[gf•cm]
Rated Load:	2[mN•m]
Rated Load Speed:	3528[min^{-1}]
Rated Load Current:	117[mA]
No Load Speed:	4320[min^{-1}]
No Load Current:	35[mA]
Starting Torque:	111.3[gf•cm]
Starting Torque:	10.91[mN•m]
Starting Current:	485[mA]